






# ARGAN VEGAN CREAM CONCEALER






## 1 CONCEAL



-  Twist Argan Concealer stick up and apply directly to blemishes, redness or imperfections.
-  Use finger tips to blend Argan Concealer into skin for a seamless finish.
-  Easy application and smooth crease proof formula provides a lightweight buildable coverage.
-  Ideal for hiding dark circles and shadows in the delicate under eye area.
-  Finish by applying Argan Powder or Argan Liquid/ Cream foundation to complete makeup look.




## 2 COMPLEXION



-  Get a flawless complexion using Silk's Argan Concealer to camouflage any redness around the nose, chin and under eye area.
-  Argan Concealers provide an instantly flawless coverage that evens out any discoloration in the complexion.
-  Apply Argan Concealer to the under eyes to brighten fatigued, tired looking skin. Giving the appearance of a more revitalised complexion.

## 3 HIGHLIGHT



-  Continue to enhance skins radiance using an Argan Concealer 1-2 shades lighter than your natural skin tone.
-  Apply this shade to the under eyes and high points of the face to highlight the face.
-  Use a Silk Blending Sponge to buff Argan Concealer into the skin for an airbrush finish. Remember to set Argan Concealer with a highlight shade Argan Powder to stop creasing and assist in longer makeup wear.



**Fact:** Argan vegan concealers come in three versatile shades that are perfect for colour correcting, concealing and even highlighting!

